



Shropshire
Council

Shropshire

UK Armed Forces Veterans Census 2021

Prepared by the Business
Improvement: Data, Analysis and
Intelligence – Resources
Directorate

UK Armed Forces Veterans (Census 2021)



Shropshire has proportionately **more** veterans than England

14,847 people in Shropshire had previously served in the UK armed forces **5.5%** of the population aged 16 and over (**England 3.8%**)



12,605 (85%) were Male **2,241** (15%) female



13,800 (9.4%) households with one or more people who had served in the UK Armed Forces. (England **6.7%**)



6,588 (44%) are aged 60 to 84 years (England 43%).
82% are over the age of 50 (England 79%) and **53%** are over 65 (England 53%)



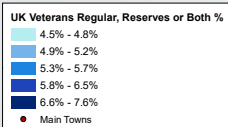
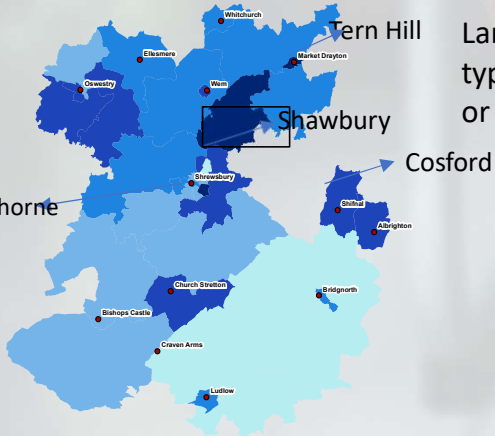
98.9% of Veterans were White (England 96.2%)



67.3% described themselves as Christian (England 64.6%). **27%** described themselves as having no religion. Veterans more likely to describe themselves as Christian than non-veteran population (**67.3% compared with 57.4%**)

It is worth noting any male over the age of 80 years would have been required to complete National Service which ended in 1963

Larger clusters of Veterans typically living around current or previous military bases



Percentage of the Population Aged 16 and Over

© Crown copyright and database rights 2023 OS 100049049.

Source: UK Census 2021, Office for National Statistics, ONS

UK Armed Forces Veterans (Census 2021)

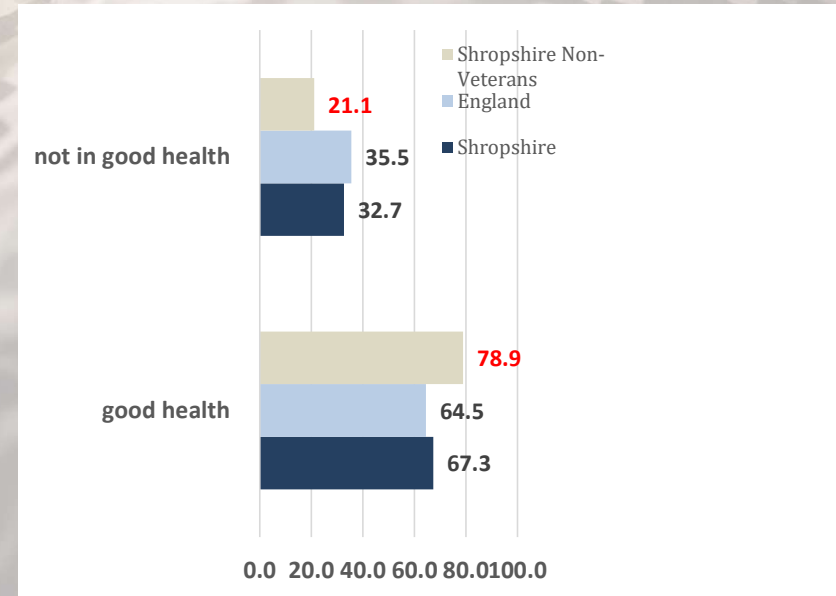


4,581 (31%) of Veterans Disabled (England 32%) general population aged 16 plus (21%) (not age standardized)



Veteran health was not as good as people who had not served in the UK armed forces where **21.8%** of people reported not good health (**32.7% Veteran**)

Percentage of total Veterans in Good or Not Good Health



14% thought that their activities were limited a lot (England 15%), compared to 9% for the general population aged over 16.



67.3% of Veterans in Shropshire said that their health was good (64.5% England) **32.7%** said their health was not good (35.2% England)

Health of veterans can be influenced by the older demographic of the veteran population which is also majority male.

UK Armed Forces Veterans (Census 2021)



41.6% of Shropshire veterans were Economically Active and in Employment (England 40.6%) (Shropshire non-veterans 57.2%)

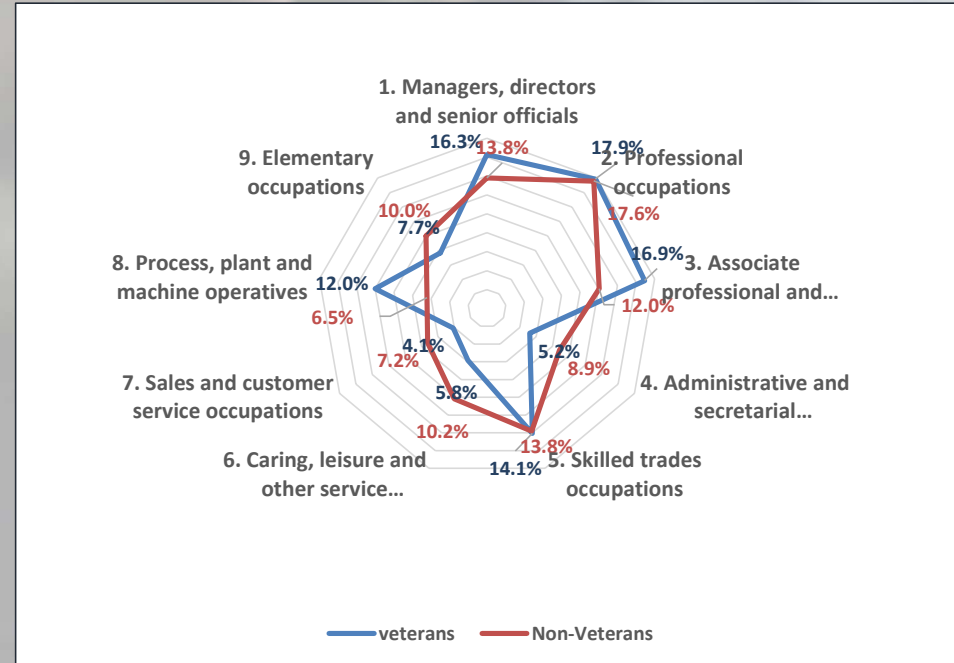


Fewer Veterans were Economically Active Unemployed (1.2%) compared to (2.5%) for non-veterans



Veterans more likely to be Economically Inactive (57.2%) compared to non-veterans (40.7%). Mainly due to Retirement (51% retired compared to 27.2% for non-veterans)

The veteran population is older and more likely to be retired or not working, which is reflected in these figures



Veterans more likely to be employed as managers, directors and senior officials, associate professional and technical roles, plant and machine operatives than non-veterans



Veterans are less likely to be employed caring, leisure and service occupations and administrative and technical roles than non-veterans

UK Armed Forces Veterans (Census 2021)



Veterans in Shropshire more likely to own their own home (**74.4%** compared to **62.8% non-veterans**) **50.5%** will own outright compared to **33.3%** non-veterans.



Fewer Veterans rented homes (**25.6%** compared to **37.2%** non-veterans)



A greater number of Veterans are married (**61.3%** compared with **48.8%** for Shropshire non-veterans). Fewer veterans had never been married (**11.8%**) compared to **32.4%** non-veterans

Greater number of Veterans **divorced (12%)** compared to 9.8% for non-veterans and **12.5% widowed** (7% non-veterans)

The veteran population is an older population more likely to own their own home or no longer have a mortgage, the age structure needs to be considered when comparing the veteran population and non-veteran population.

These figures were similar for England. These proportions are influenced by the older age profile of veterans as older people are more likely to be married or widowed than the general population.

Legal Partnership Status

UK Armed Forces Veterans	Shropshire %	England %	Shropshire Non-Veterans
Divorced or civil partnership dissolved	12.0%	12.4%	9.8%
Married or in a registered civil partnership	61.3%	57.1%	48.8%
Never married and never registered a civil partnership	11.8%	14.6%	32.4%
Separated, but still legally married or still legally in a civil partnership	2.5%	2.5%	2.0%
Widowed or surviving civil partnership partner	12.5%	13.4%	7.0%

UK Armed Forces Veterans (Census 2021)

Sources and Further Information

[UK Armed Forces Veterans, England and Wales, Census 2021, Office for National Statistics \(ONS\)](#)

Census 2021 Topic Summaries/Ready Made Tables Nomis: Table TS071, TS072, TS073 and TS074, RM142, RM143, RM144, RM145, RM146, RM147.

ONS Census Custom Tables: Age, country of birth, health, disability, ethnicity, religion, economic activity, occupation, tenure and legal partnership status. Available from [ONS Create a Custom Dataset Census 2021](#).

Further Information

[Characteristics of UK Armed Forces Veterans, England and Wales: Census 2021](#)

[Census Maps - Census 2021 data interactive, ONS](#)

[Shropshire Facts and Figures](#)

For more information please contact: BusinessIntelligence@shropshire.gov.uk

Notes

- I. **Middle Layer Output Areas (MLSOA) 2021 boundaries.** MLSOA are a statistical geography created by the Office for National Statistics for the Census. They are areas consisting of a minimum of 5,000 residents and 2,000 households with an average population size of 7,800.
- II. The **household reference person** is the member of the household in whose name the accommodation is owned or rented, or is otherwise responsible for the accommodation
- III. The veteran population is older in age compared to the non-veteran population. This is likely to influence some of the comparisons. ONS have included some estimates to show if any, difference would exist between veterans and non-veterans if the two populations had the same age, sex and regional distribution by making adjustments to account for this. More on this is included in the Characteristics of UK armed forces listed above.