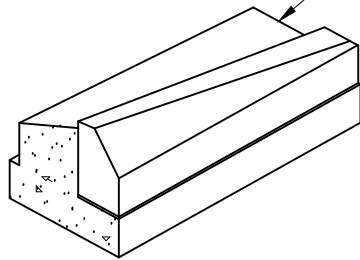
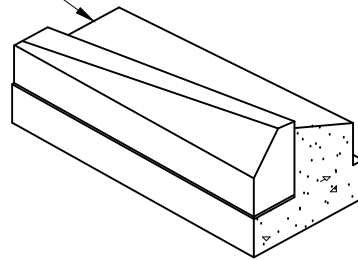


SP Dropper Kerbs

Concrete foundation and backing as for 125x255 kerbs.



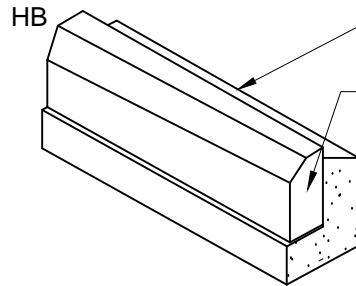
Kerb splayed left hand
Type DL2



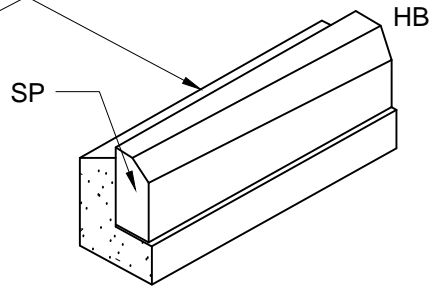
Kerb splayed right hand
Type DR2

Transition Kerbs

Concrete foundation and backing as for 125x255 kerbs.



Type TL



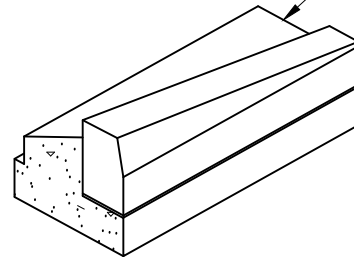
Type TR

Notes:

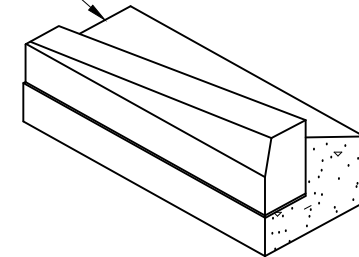
1. Refer to Appendix 11/1 of the specification.

HB Dropper Kerbs

Concrete foundation and backing as for 125x255 kerbs.



Kerb half battered left hand
Type DL1



Kerb half battered right hand
Type DR1



Standard Detail Dropper & Transition Kerb Types

Version	Amendment	Date
Checked By: M. Batham	Drawing Number: SD-1100-03	Version: -
Date Issued: Oct 16		